





2009 Membership Survey





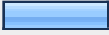

1. I currently participate in an EWTG committee.			
		Response Percent	Response Count
Agree		29.2%	50
Disagree		71.3%	122
		<i>answered question</i>	171
		<i>skipped question</i>	2



2. What aspects of being a member of EWTG are most rewarding to you?		
		Response Count
		158
		<i>answered question</i>
		<i>skipped question</i>
		158
		15



3. What can the board of directors do to make your experience as an EWTG member more rewarding?		
		Response Count
		119
		<i>answered question</i>
		<i>skipped question</i>
		119
		54



4. What other programs or benefits would you like to receive?		
		Response Count
		105
		<i>answered question</i>
		<i>skipped question</i>
		105
		68

5. I regularly attend the monthly luncheon meetings.			
		Response Percent	Response Count
Agree		27.2%	44
Disagree		72.8%	118
<i>answered question</i>			162
<i>skipped question</i>			11

6. If you answered "Disagree," the primary reason you do not attend the monthly luncheons is:			
		Response Percent	Response Count
I can not take the time from work.		37.3%	38
The speakers or topics do not interest me.		19.6%	20
I have a conflict with Wednesday meeting time.		9.8%	10
The location is inconvenient.		25.5%	26
The cost is prohibitive.		15.7%	16
Not Applicable - I answered "Agree"		15.7%	16
Other (please specify)			53
<i>answered question</i>			102
<i>skipped question</i>			71



7. The monthly luncheon meetings provide information and ideas that I can use in my professional work.				
			Response Percent	Response Count
Agree			73.6%	95
Disagree			27.1%	35
			Suggested topics/speakers	40
			<i>answered question</i>	129
			<i>skipped question</i>	44



8. I have been able to network successfully with other women at the monthly luncheon meetings.				
			Response Percent	Response Count
Agree			57.1%	72
Disagree			42.9%	54
			<i>answered question</i>	126
			<i>skipped question</i>	47

9. I regularly attend the monthly mini-courses.				
			Response Percent	Response Count
Agree			19.5%	30
Disagree			81.2%	125
			<i>answered question</i>	154
			<i>skipped question</i>	19




10. If you answered "Disagree," the primary reason you do not attend the monthly mini-courses is:			
		Response Percent	Response Count
I can not take the time from work.		39.6%	40
The speakers or topics do not interest me.		19.8%	20
I have a conflict with Wednesday meeting time.		12.9%	13
The location is inconvenient.		33.7%	34
Not Applicable - I answered "Agree"		9.9%	10
Other (please specify)			46
answered question			101
skipped question			72



11. The monthly mini-courses provide information and ideas that I can use in my professional work or personal development.			
		Response Percent	Response Count
Agree		72.2%	83
Disagree		28.7%	33
Suggested topics/speakers			23
answered question			115
skipped question			58




12. I attended the Annual Professional Development Conference in November 2008.			
		Response Percent	Response Count
Agree		56.3%	89
Disagree		43.7%	69
<i>answered question</i>			158
<i>skipped question</i>			15




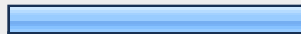
13. I plan to attend the Annual Professional Development Conference in November 2009.			
		Response Percent	Response Count
Agree		73.1%	114
Disagree		26.9%	42
<i>answered question</i>			156
<i>skipped question</i>			17



14. If my agency were unable to cover my registration for the Annual Professional Development Conference this year, I would attend anyway.			
		Response Percent	Response Count
Agree		41.0%	64
Disagree		39.7%	62
Not Applicable		19.2%	30
<i>answered question</i>			156
<i>skipped question</i>			17





15. The attendance certificate provided at EWTG events is helpful in obtaining training credit from my agency.			Response Percent	Response Count
Agree			40.5%	62
Disagree			17.6%	27
Not Applicable			41.8%	64
			answered question	153
			skipped question	20

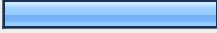

16. The training I receive from EWTG satisfies my personal development needs as well as my professional development needs.			Response Percent	Response Count
Agree			80.3%	110
Disagree			19.7%	27
			Suggested topics/speakers	22
			answered question	137
			skipped question	36



17. I can attend EWTG events on work time.			Response Percent	Response Count
Agree			64.2%	97
Disagree			27.2%	41
Not Applicable			9.3%	14
			answered question	151
			skipped question	22



18. I would like to see the following professional development opportunities:			
		Response Percent	Response Count
Executive Forum		57.0%	61
Young Executives Group		28.0%	30
Annual Breakfast		43.9%	47
Annual Dinner		44.9%	48
		Other (please specify)	18
		answered question	107
		skipped question	66



19. I am a member of an Executive Success Team.			
		Response Percent	Response Count
Agree		12.7%	19
Disagree		88.0%	132
		answered question	150
		skipped question	23



20. If you are not a member of an Executive Success Team, why?			
		Response Percent	Response Count
Not enough time		30.2%	35
Do not see the benefit		6.0%	7
Do not know about Executive Success Teams		55.2%	64
Do not know how to join a team		18.1%	21
		Other (please specify)	22
		answered question	116
		skipped question	57

21. My Executive Success Team meets my professional and/or social needs.			
		Response Percent	Response Count
Agree		32.8%	20
Disagree		67.2%	41
		answered question	61
		skipped question	112



22. I regularly read e-mail communications from EWTG.			
		Response Percent	Response Count
Agree		90.7%	137
Disagree		9.9%	15
		answered question	151
		skipped question	22



23. My agency allows e-mail communications from EWTG.			
		Response Percent	Response Count
Agree		97.2%	140
Disagree		2.8%	4
		<i>answered question</i>	144
		<i>skipped question</i>	29



24. I regularly read the EWTG monthly newsletter.			
		Response Percent	Response Count
Agree		81.0%	119
Disagree		19.7%	29
		<i>answered question</i>	147
		<i>skipped question</i>	26




25. The newsletter contains information that is useful to me.			
		Response Percent	Response Count
Agree		83.5%	111
Disagree		16.5%	22
		<i>answered question</i>	133
		<i>skipped question</i>	40

26. I would like to see the following topics covered in the newsletter.		
		Response Count
		26
	<i>answered question</i>	26
	<i>skipped question</i>	147






27. I have visited the EWTG website since it has been redesigned.			
		Response Percent	Response Count
Agree		74.7%	109
Disagree		25.3%	37
	<i>answered question</i>		146
	<i>skipped question</i>		27


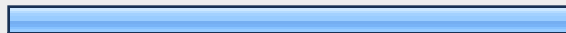
28. I regularly visit the EWTG website.			
		Response Percent	Response Count
Agree		37.1%	53
Disagree		62.9%	90
	<i>answered question</i>		143
	<i>skipped question</i>		30





29. I can easily locate the information I am seeking on the EWTG website.			
		Response Percent	Response Count
Agree		82.2%	97
Disagree		17.8%	21
		<i>answered question</i>	118
		<i>skipped question</i>	55

30. The information on the website is useful to me.			
		Response Percent	Response Count
Agree		57.3%	82
Disagree		2.8%	4
No Opinion/No Comment		40.6%	58
		<i>answered question</i>	143
		<i>skipped question</i>	30



31. I would like to see the following information on the website.			
		Response Count	
			16
		<i>answered question</i>	16
		<i>skipped question</i>	157

32. What is your preferred media for learning about EWTG activities.			
		Response Percent	Response Count
Newsletter		34.5%	51
Website		28.4%	42
E-mail communications		81.1%	120
Social Media (Facebook, Twitter, Linked In)		5.4%	8
Other members		3.4%	5
		Other (please specify)	5
		answered question	148
		skipped question	25

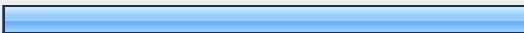

33. I have participated in EWTG events as a retiree member.			
		Response Percent	Response Count
Agree		13.5%	14
Disagree		86.5%	90
		answered question	104
		skipped question	69

34. How many retiree events would you like to attend per year?			
		Response Percent	Response Count
None		64.5%	40
1-3		25.8%	16
4-6		6.5%	4
6 or more		3.2%	2
		<i>answered question</i>	62
		<i>skipped question</i>	111



35. As an EWTG retiree, what type of events would you suggest?		
		Response Count
		25
		<i>answered question</i>
		25
		<i>skipped question</i>
		148

36. As an EWTG retiree, are you willing to participate on an EWTG committee?			
		Response Percent	Response Count
Agree		37.5%	15
Disagree		62.5%	25
		<i>answered question</i>	40
		<i>skipped question</i>	133



37. I am aware that EWTG offers scholarships for seminars, training, formal education, the Professional Development Conference and Leadership Texas.

		Response Percent	Response Count
Agree		80.4%	119
Disagree		19.6%	29
		<i>answered question</i>	148
		<i>skipped question</i>	25



38. I have applied for a scholarship in the past.

		Response Percent	Response Count
Agree		13.0%	18
Disagree		87.0%	120
		If disagree, why?	86
		<i>answered question</i>	138
		<i>skipped question</i>	35



39. The scholarship application process was easy and I would apply again or recommend it to other members.

		Response Percent	Response Count
Agree		44.0%	22
Disagree		56.0%	28
		If disagree, why?	29
		<i>answered question</i>	50
		<i>skipped question</i>	123



40. I participated in at least one of last year's community service activities.



		Response Percent	Response Count
Agree		33.6%	48
Disagree		66.4%	95
		<i>answered question</i>	143
		<i>skipped question</i>	30




41. The community services activities that EWTG participates in are an important part of our organization's offerings to our membership.

		Response Percent	Response Count
Agree		87.4%	104
Disagree		12.6%	15
		<i>answered question</i>	119
		<i>skipped question</i>	54

42. I regularly participate in the periodic social hours.

		Response Percent	Response Count
Agree		23.7%	32
Disagree		77.0%	104
		<i>answered question</i>	135
		<i>skipped question</i>	38

43. The social hours are an important part of our organization's offerings to our membership.			
		Response Percent	Response Count
Agree		81.8%	90
Disagree		19.1%	21
		<i>answered question</i>	110
		<i>skipped question</i>	63

44. The number of EWTG special activities is:			
		Response Percent	Response Count
Too many		4.0%	4
Too few		22.8%	23
The right number		73.3%	74
		<i>answered question</i>	101
		<i>skipped question</i>	72

45. Comments/suggestions regarding EWTG special activities or other activities:		
		Response Count
		28
		<i>answered question</i>
		28
		<i>skipped question</i>
		145

46. I would recommend EWTG membership to a friend or colleague.			
		Response Percent	Response Count
Agree		96.2%	127
Disagree		3.8%	5
If disagree, why?			6
answered question			132
skipped question			41

47. Thank you for completing this survey. For a chance to win a \$50 Visa gift card, please enter your name and e-mail address below.			
		Response Percent	Response Count
Name		100.0%	127
E-mail address		100.0%	127
answered question			127
skipped question			46